

# FLAT DECK LOW LOADER



## WHATEVER THE LOAD . . .

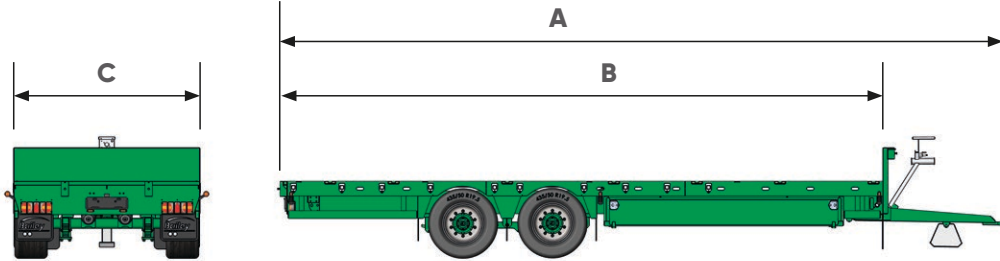
**From small machines to medium bales. Our Flat Deck Low Loaders are available in 15 & 20 tonnes and are mounted on tandem or tridem springs.**

Features include: 38 mm hardwood planed floor, fully road legal lights and commercial axles as standard. All models are 2500 mm/8'2" overall width, and a deck height of 900 mm with addition of outriggers if required. The Flat Deck Low Loader is built to the same specification as the Beavertail, but is flat to the back and comes with aluminium loading ramps complete with a storage rack underneath.

### Standard features

Independent hydraulic brakes, parking brakes, strap points, heavy-duty EN8 towing eye, skid & skid carrier, hardwood floor, lashing rings in the floor, commercial axles, aluminium loading ramps, toolbox, LED lights, number plate holder, sprung drawbar, beacon, 215/75 x 17.5 twins.








Flat Deck

Model	Overall length A mm	Body length B mm	Body width C mm	Number of axles	Axle beam mm/studs	Brake size	Brake option	Tyre size	Chassis
LOW 15 F/D	7500	6000	2500	2	2xcom/10	310x190	H/A	215x75 Twins	300x150 RHS
	8500	7000	2500						
	9500	8000	2500						
	10,500	9000	2500						
	11,500	10000	2500						
	12,500	11000	2500						
LOW 20 F/D	9500	8000	2500	3	3xcom/10	310x190	H/A	215x75 Twins	300x150 RHS
	10,500	9000	2500						
	11,500	10,000	2500						
	12,500	11,000	2500						
	13,500	12,000	2500						
	14,500	13,000	2500						

## BAILEY TRAILERS LIMITED

Pride Parkway, Sleaford, Lincolnshire NG34 8GL

 +44 (0) 1529 303411 
  sales@baileytrailers.co.uk 
  baileytrailers.co.uk